






CORE Subjects	Lesson and Resources	Notes / Extension Task
ENGLISH	Introduction to English Booklet.docx Lesson 15 - The Man with the Yellow Face - IP.pptx	
	Lesson 1 - Sentences.zip	
	Lesson 2 - Unseen Extract.zip	
	Lesson 3 - Planning and Writing.zip	
	Lesson 4 - Sentence Types.zip	
	Lesson 5 - Punctuation.zip	
	Lesson 6 - Description.zip	

CORE Subjects	Lesson and Resources	Notes / Extension Task
MATHS	<p><u>Lesson 1</u> Adding & Subtracting Negative Numbers Sparx: M106 Follow the links and answer the questions. Click the tick at the bottom to check your answers. Adding & Subtracting Negative Numbers</p>	<p><u>Notes:</u> Where relevant, find the Sparx Task by clicking on Independent Learning:</p> 
	<p><u>Lesson 2</u> Multiplying & Dividing Negative Numbers Sparx: M288 Follow this link and answer the questions. Click the tick at the bottom to check your answers. Multiplying & Dividing Negative Numbers</p>	<p>And then search for the relevant task in the Search bar:</p> 
	<p><u>Lesson 3</u> Order of Operations Sparx: M521 Complete the questions at all levels When finished, follow this link and answer the questions. Order of Operations Mixed Practice</p>	<p>Use the videos for support as you answer the questions.</p>
	<p><u>Lesson 4</u> Algebraic Notation Sparx: M813 Follow the links and answer the questions. Click the tick at the bottom to check your answers. Algebraic Notation Practice</p>	<p><u>Extension Tasks:</u> Complete all Compulsory, Target and XP Boost tasks at 100%</p>

CORE Subjects	Lesson and Resources	Notes / Extension Task
MATHS	<p><u>Lesson 5</u> Collecting Like Terms Sparx: M795, M531 Follow the links and answer the questions. Click the tick at the bottom to check your answers. Collecting Like Terms Practice</p>	<p><u>Notes:</u> Where relevant, find the Sparx Task by clicking on Independent Learning:</p> 
	<p><u>Lesson 6</u> Substitution Sparx: M417, M327 Follow this link and answer the questions. Click the tick at the bottom to check your answers. Substitution Practice</p>	<p>And then search for the relevant task in the Search bar:</p>  <p>Use the videos for support as you answer the questions.</p>
	<p><u>Lesson 7</u> Substitution Sparx: M208, M979 Follow this link and answer the questions. Click the tick at the bottom to check your answers. Further Substitution Practice</p>	<p><u>Extension Tasks:</u> Complete all Compulsory, Target and XP Boost tasks at 100%</p>

CORE Subjects	Lesson and Resources	Notes / Extension Task
SCIENCE	<p>Lesson 1 – Filtration, evaporation and crystallisation - https://continuityoak.org.uk/Lessons?r=719</p> <p>Lesson 2 – Purifying rock salt – https://continuityoak.org.uk/Lessons?r=720</p> <p>Lesson 3 – Distillation – https://continuityoak.org.uk/Lessons?r=721</p> <p>Lesson 4 – Chromatography – https://continuityoak.org.uk/Lessons?r=722</p> <p>Lesson 5 – Investigating chromatography - https://continuityoak.org.uk/Lessons?r=722</p>	

Foundation Subject	Lesson and Resources	Notes / Extension Task
ART	<p data-bbox="488 284 1254 347">Use the Morandi picture and copy it using pencil getting shapes accurate</p> 	
DRAMA	<p data-bbox="488 1021 1299 1121">Create a poster that tells people what mime is, where it comes from and the key characteristics of what it is. You should also include images.</p>	

Foundation Subject	Lesson and Resources	Notes / Extension Task
FRENCH	<p>Here are the topics that we are studying this half term:</p> <p>Greetings and introductions:</p> <ul style="list-style-type: none">- Name, age, where you live- Days, months, numbers- Birthdays- Giving opinions- Free time activities- Weather <p>Find these topics here on BBC Bitesize:</p> <p>KS3 French topics</p>	<p>Notes:</p> <ol style="list-style-type: none">1. Watch the video on Bitesize and complete the activities.2. Make a note of any new words in French and English.3. Then go to Quizlet and revise the vocabulary set that your teacher has set you on Arbor. <p>Homework / Extension tasks:</p> <ol style="list-style-type: none">1. Write a short paragraph (50 words) about the topic. Use opinions and future tense. Revise writing it out from memory – ask someone at home to test you if possible!2. Active Learn. Go to https://www.pearsonactivelearn.com/app/Home Your username is your Regis School email. Your password is TR5Reset24 Complete set tasks.

Foundation Subject	Lesson and Resources	Notes / Extension Task
<p>GEOGRAPHY</p>	<p>Follow the links below to watch and complete the Oak National lessons. Ensure you are in a suitable environment to work where you can listen to the teacher recording of the lesson. You will pause and complete all activities and record your work on the worksheet uploaded or in a notebook or on paper.</p> <p>Only complete the amount of lessons you would have missed had you have been in school.</p> <p>Website: https://continuityoak.org.uk/Lessons</p> <p><u>Autumn Term 1: Geographical Skills</u> Go to- Geography- Year 7- Unit 1- Map skills</p> <p><i>Week beginning 30/9</i> L6- Reading distance on a map L7- Reading direction on a map L8- Representing height on a map</p>	<p>If you have finished all the tasks in the lesson and resources section and wish to continue some more geography work log on to Seneca using your school account.</p> <p>Search for KS3 Geography and work your way through the learning and quizzes for the topic you are currently learning.</p>
<p>HISTORY</p>	<p>Lesson 1</p> <p>Lesson 2</p> <p>Lesson 3</p>	<p>All lessons can be found at the link below:</p> <p>History, secondary, Year 7 - Lesson listing Oak National Academy (thenational.academy)</p> <p>You will need headphones to listen to the lesson, lined paper and a pen to complete the lesson.</p>

Foundation Subject	Lesson and Resources	Notes / Extension Task
MUSIC		
RELIGIOUS STUDIES		
SPANISH	<p>Here are the topics that we are studying this half term:</p> <p>Describing and Giving Opinions:</p> <ul style="list-style-type: none"> - Describing your family - Describing your pets - Giving opinions on school - School subjects and times - Describing your teachers <p>Find these topics here on BBC Bitesize:</p> <p>KS3 Spanish topics</p>	<p>Notes:</p> <ol style="list-style-type: none"> 1. Watch the video on Bitesize and complete the activities. 2. Make a note of any new words in Spanish and English. 3. Then go to VocabSlam and revise the vocabulary set that your teacher has set you on Arbor. <p>Homework / Extension tasks:</p> <ol style="list-style-type: none"> 1. Write a short paragraph (50 words) about the topic. Use opinions and future tense. Revise writing it out from memory – ask someone at home to test you if possible! 2. Active Learn. Go to https://www.pearsonactivelearn.com/app/Home Your username is your Regis School email. Your password is Tr5Reset22 Complete set tasks.